

ArcelorMittal Reporting Index 2017



This reporting index sets out how our Integrated Annual Review 2017 addresses the requirements of the International Integrated Reporting Council (IIRC); references the GRI Sustainability Reporting Standards; and demonstrates our commitment to the UN Sustainable Development Goals.

Links are to our Integrated Annual Review unless stated otherwise.

- i) Statement of reporting principles (IIRC and GRI)
- ii) IIRC content elements and concepts
- iii) SDG index
- iv) GRI index

i) Statement of reporting principles (IIRC and GRI)

Reporting principle	IIRC	GRI	Our response
Strategic focus and future orientation	●		See Chairman's statement, Strategy, Risks, External context, Sustainability review; Priorities for our business and our stakeholders; Our future . See About this review for a statement from our Chairman and CEO.
Stakeholder inclusiveness/relationships	●	●	See Governance, Stakeholder relations section.
Sustainability context	●	●	See Sustainability review for a summary of the sustainability context, and for more details the outcome pages in our Sustainability section on our corporate website.
External environment			See External context for the external environment.
Materiality	●	●	Our 10 SD outcomes are the result of a 'Strategic Materiality' process on sustainability issues. This integrated report also identifies three Priorities for our business and our stakeholders based on internal analysis at corporate level explained on that page.
Completeness	●	●	Our coverage of material topics is explained in the Scope, boundaries and methodologies section of the Annual Review.
Balance		●	Throughout the Annual Review we identify both the challenges and the opportunities that we face, including open discussion of the key stakeholder concerns that have occurred during the year. We also report fully on the same key metrics as last year, regardless of whether performance has improved or declined.
Consistency and comparability	●	●	This is our third Annual Review to bring together financial and non-financial reporting, and we report on the same data as previous years. Figures for earlier years were reported in separate annual reviews and sustainable development reports. Any exceptions are detailed in our Scope, boundaries and methodologies .
Accuracy		●	We explain our methodology for calculating performance in our basis of reporting document. Deloitte Audit has provided limited assurance for certain environmental data, as set out in their assurance statement.
Timeliness		●	We report financial and non-financial data annually through this Annual Review and our Form 20-F .
Clarity		●	We have created the 2017 Integrated Annual Review as a microsite with options to download and print information as required.
Reliability	●	●	We explain our methodology for calculating performance in our basis of reporting document. Deloitte Audit has provided limited assurance for certain environmental data, as set out in their assurance statement .

ii) IIRC content elements and concepts

Content element/concept	Our response
Governance	See Governance .
Business model	See our Strategy and Value creation model .
Risks and opportunities	The risk factors we consider are presented in the risk section , whereas the opportunities arising from the external context are outlined in that section, and throughout the report. We also explain our climate-related risks in Climate change on our corporate website.
Strategy and resource allocation	Our strategy , outlines our Action 2020 financial plan and our sustainable development strategy. Our CFO statement explains our approach to capital allocation in more detail.
Performance	The company's financial and non-financial performance is summarised in the Value creation model and demonstrated in further detail throughout the report, with links to the capitals as appropriate. See also our Sustainability performance table.
Value creation	See our Value creation model .

ArcelorMittal's 10 sustainable development outcomes

1 People	2 Products	3 Infrastructure	4 Resources	5 Air, land and water	6 Carbon and energy	7 Supply chains	8 Community	9 Scientists and engineers	10 Impact
--------------------	----------------------	----------------------------	-----------------------	---------------------------------	-------------------------------	---------------------------	-----------------------	--------------------------------------	---------------------











The capitals

In this integrated report, we demonstrate the resources we rely on and the different forms of value we create as a steel and mining company, expressed through the following capitals, in our [Value creation model](#). A map of how these relate to our 10 SD outcomes can be found below.

	1	2	3	4	5	6	7	8	9	10
Financial capital	●	●	●	●	●	●	●	●	●	●
Manufactured capital	●	●	●	●	●	●	●	●	●	●
Natural capital				●	●	●	●			
Human and social capital	●						●	●		●
Intellectual capital		●	●	●	●	●			●	
Reused resources				●		●				
Stakeholder trust	●	●	●	●	●	●	●	●	●	●

iii) SDG index

Outcomes **1** People **2** Products **3** Infrastructure **4** Resources **5** Air, land and water **6** Carbon and energy **7** Supply chains **8** Community **9** Scientists and engineers **10** Impact

UN SDG		ArcelorMittal's SD outcomes									
		1	2	3	4	5	6	7	8	9	10
	3 Health	●				●					
	6 Clean water and sanitation					●					
	7 Affordable and clean energy						●				
	8 Decent work and economic growth	●						●			●
	9 Industry, innovation and infrastructure		●	●	●					●	
	11 Sustainable cities and communities			●		●			●		
	12 Responsible consumption and production		●	●	●	●	●	●			
	13 Climate action						●				
	15 Life on land					●					
	17 Partnerships for the Goals	Transparent good governance – stakeholder relations									

iv) GRI index

The Integrated Annual Review 2017 has been prepared with reference to the GRI Sustainability Reporting Standards 2016. We provide a reference guide below to readers wishing to know where relevant content can be found across our reporting landscape. We have included only those indicators that are material to our business either globally or locally.

Outcomes	1 People	2 Products	3 Infrastructure	4 Resources	5 Air, land and water	6 Carbon and energy	7 Supply chains	8 Community	9 Scientists and engineers	10 Impact		
Materiality at corporate level											Materiality at local level	
GRI indicator	Outcomes											
	1	2	3	4	5	6	7	8	9	10	Other	
GRI 101 – FOUNDATION												
101-1	Reporting principles						Statement of reporting principles above					
GRI 102 – GENERAL DISCLOSURES												
102-01-13	Organisational profile											Fact book
102-14-15	Strategy											Chairman’s statement
102-16-17	Ethics and integrity											Ethics
102-18-39	Governance											Corporate governance Transparent good governance Form 20-F
102-40-44	Stakeholder engagement						●			●	●	Stakeholder relations
102-45-56	Reporting practice											About this review
GRI 103 – MANAGEMENT APPROACH												
	●	●	●	●	●	●	●	●	●	●	Basis of reporting	

iv) GRI index continued

Outcomes	1 People	2 Products	3 Infrastructure	4 Resources	5 Air, land and water	6 Carbon and energy	7 Supply chains	8 Community	9 Scientists and engineers	10 Impact	
GRI indicator	Materiality at corporate level										Materiality at local level
	Outcomes										
	1	2	3	4	5	6	7	8	9	10	Other
GRI 200 – TOPIC-SPECIFIC STANDARDS – ECONOMIC											
201: Economic performance											
201-01	Direct economic value generated and distributed										Value creation model
201-02	Financial implications and other risks and opportunities due to climate change										Risks
201-03	Defined benefit plan obligations and other retirement plans										Form 20-F
205: Anti-corruption											Ethics
205-03	Confirmed incidents of corruption and actions taken										Form 20-F (competition/antitrust claims)
206: Anti-competitive behaviour											
GRI 300 – TOPIC-SPECIFIC STANDARDS – ENVIRONMENTAL											
301: Materials										Fact book: SD performance	
302: Energy										Fact book: SD performance	
303: Water										Fact book: SD performance	
304: Biodiversity										Country reports	
305: Emissions										Country reports	
306: Effluent and waste										Country reports	
307: Environmental compliance										Form 20-F	
308: Supplier environmental assessment										Supply chains	

iv) GRI index continued

Outcomes	1 People	2 Products	3 Infrastructure	4 Resources	5 Air, land and water	6 Carbon and energy	7 Supply chains	8 Community	9 Scientists and engineers	10 Impact		
	Materiality at corporate level										Materiality at local level	
	Outcomes											
GRI indicator	1	2	3	4	5	6	7	8	9	10	Other	
GRI 400 – TOPIC-SPECIFIC STANDARDS – SOCIAL												
401: Employment	●						●				Fact book: SD performance	Country reports
402: Labour/management relations	●										Employee relations and engagement	Country reports
403: Occupational health and safety	●						●				Fact book: SD performance	Country reports
404: Training and education	●								●		Fact book: SD performance	Country reports
405: Diversity and equal opportunity	●											Country reports
406: Non-discrimination	●						●				Human rights	Country reports
407: Freedom of association and collective bargaining	●						●				Human rights	Country reports
408: Child labour							●				Human rights	Country reports
409: Forced or compulsory labour							●				Human rights	Country reports
410: Security practices											Safety and security	Country reports
411: Rights of indigenous peoples								●			Community	Country reports
412: Human rights assessment							●				Governance	Country reports
413: Local communities								●				Country reports
414: Supplier social assessment							●				Supply chains	
415: Public policy											Priorities for our business and our stakeholders	
416: Customer health and safety							●				Product declarations	
418: Customer privacy											No substantiated complaints	
419: Socioeconomic compliance											Form 20-F (other legal claims)	